

BRICKWORKS

Coloured Masonry Blocks and Masonry Retaining Walls from Austral Masonry Jandakot, Western Australia

Environmental Product Declaration

In accordance with ISO 14025:2006 and EN 15804:2012+A2:2019/AC:2021



Programme: The International EPD® System www.environdec.com

Programme operator: EPD International AB

Regional Programme: EPD Australasia www.epd-australasia.com

EPD Registration no. EPD-IES-0024411:001 | **Version 1.0**

Date of issue 2025-06-19 | **Valid until** 2030-06-19

Geographical scope: Australia

EPD of multiple concrete masonry products from a single manufacturing facility, based on average results.
An EPD should provide current information and may be updated if conditions change.
The stated validity is therefore subject to the continued registration and publication at www.environdec.com





Table of Contents

Program Information and Verification	4
About Us	6
Our Products	8
Content Declaration	10
Technical Compliance	12
Product Life Cycle	13
Life Cycle Assessment	18
Methodology	18
Results	24
References	30

Disclaimer





EPDs within the same product category but registered in different EPD programmes, or not compliant with EN 15804, may not be comparable. For two EPDs to be comparable, they must be based on the same PCR (including the same version number) or be based on fully-aligned PCRs or versions of PCRs; cover products with identical functions, technical performances and use (e.g. identical declared/functional units); have equivalent system boundaries and descriptions of data; apply equivalent data quality requirements, methods of data collection, and allocation methods; apply identical cut-off rules and impact assessment methods (including the same version of characterisation factors); have equivalent content declarations; and be valid at the time of comparison. For further information about comparability, see EN 15804 and ISO 14025.

Program Information and Verification


An Environmental Product Declaration (EPD) is a standardised way of quantifying the potential environmental impacts of a product or system. EPDs are produced according to a consistent set of rules – Product Category Rules (PCR) – that define the requirements within a given product category. These rules are a key part of ISO 14025 as they enable transparency and comparability between EPDs.

This EPD is a “cradle-to-gate plus modules C1-C4, D” declaration covering production and end-of-life life cycle stages.

Brickworks Ltd, as the EPD owner, has the sole ownership, liability, and responsibility for the EPD.

Declaration Owner	Address: 738-780 Wallgrove Road, Horsley Park, NSW, 2175 Web: www.australmasonry.com.au Phone: 1300 627 667 Email: sales@australmasonry.com.au	BRICKWORKS 
EPD Program Operator and Regional Program	EPD International AB Box 210 60, SE-100 31 Stockholm, Sweden, E-mail: info@environdec.com EPD Australasia Limited Address: 315a Hardy Street Nelson 7010, New Zealand Web: www.epd-australasia.com Email: info@epd-australasia.com Phone: +61 2 8005 8206 (AU)	 THE INTERNATIONAL EPD® SYSTEM  AUSTRALASIA INTERNATIONAL EPD SYSTEM
LCA accountability:	Rob Rouwette and Sanjana Shetty, ERM Energetics Address: Lvl 7, 5 Blue St, North Sydney, NSW 2060 Australia Phone: 02 9929 3911 Email: rob.rouwette@energetics.com.au sanjana.shetty@erm.com	 ERM ENERGET1°C5
EPD Registration Number:	EPD-IES-0024411:001	Version: 1.0
Published:	2025-06-19	Valid Until: 2030-06-19 (5 years)
Reference year for data	2021-07-01 – 2022-06-30	

CEN standard EN 15804 serves as the Core Product Category Rules (PCR)

PCR:	PCR 2019:14 Construction Products, Version 1.3.4, 2024-04-30 (valid until 2025-06-20) C-PCR-003 (to 2019:14) Concrete and concrete elements, version 2024-04-30	
PCR review was conducted by:	The Technical Committee of the International EPD® System. See www.environdec.com for a list of members. Most recent review chair: Claudia A. Peña, University of Concepción, Chile. The review panel may be contacted via the Secretariat www.environdec.com/contact .	
Independent verification of the declaration and data, according to ISO 14025:	<input checked="" type="checkbox"/> EPD verification by individual verifier	
Third party verifier: Approved by EPD Australasia Ltd	Sazal Kundu, Edge Impact Address: Greenhouse, Level 3, 180 George Street Sydney NSW 2000, Australia Web: https://www.edgeimpact.global/ Phone: +61 2 9438 0100 Email: sazal.kundu@edgeimpact.global	
Procedure for follow-up of data during EPD validity involves third party verifier	<input type="checkbox"/> Yes <input checked="" type="checkbox"/> No	



About Us

Brickworks is one of Australia's largest and most diverse building material manufacturers.

Brickworks has been transformed from originally a NSW state-based operation to an International organisation with manufacturing operations in New South Wales, Victoria, Tasmania, South Australia, Queensland and North America.

Austral Masonry is a subsidiary of Brickworks that manufactures and sells Australian made wet cast pavers, concrete pavers, concrete blocks, retaining wall blocks, natural stone.

Brickworks also sells a collection of bricks, advanced brick systems, wall cladding, natural stone pavers and cladding, limestone blocks, roofing materials and other custom made products.

These products are used in a range of residential and commercial projects.

This EPD covers all coloured masonry blocks and masonry retaining walls produced at our Jandakot Western Australia location which manufactures under the Austral Masonry brand.

Owner of the EPD: Brickworks Limited
Contact: info@brickworks.com.au

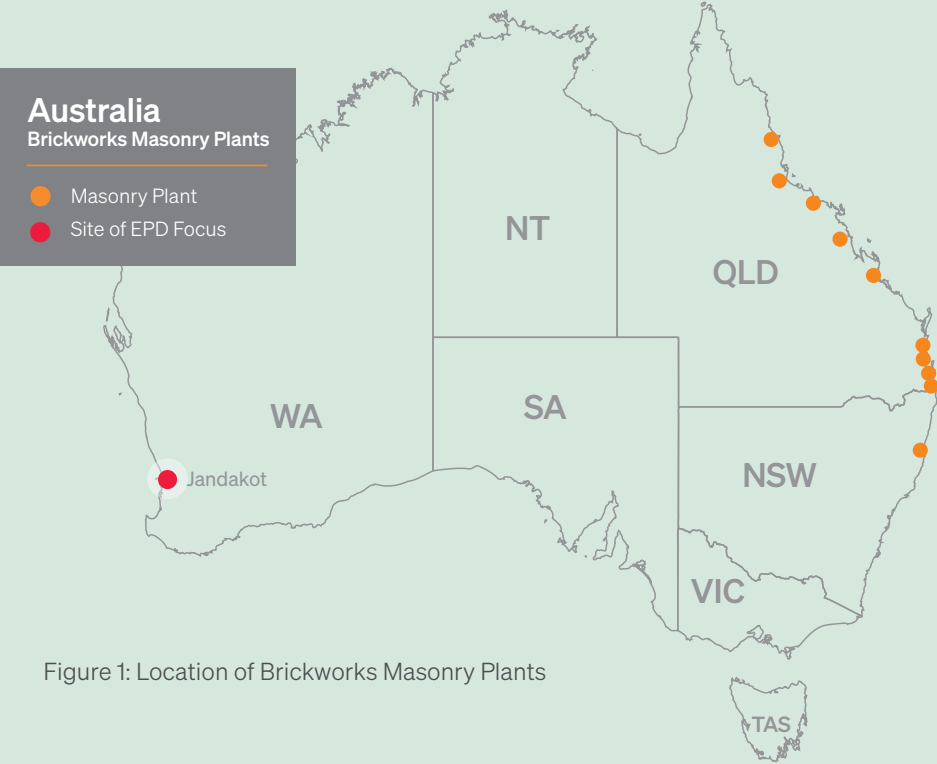


Figure 1: Location of Brickworks Masonry Plants

Our Products

The life cycle of concrete masonry starts with extraction of sand, gravel and cement from quarries and mines. The processed materials are then mixed and molded into the desired block shapes in a manufacturing plant.

Coloured concrete blocks are typically used in the construction of walling systems, planter boxes, and retaining walls.

Concrete retaining wall blocks are used in DIY and professionally installed landscaping applications.

This EPD covers the coloured concrete blocks and concrete retaining wall blocks produced at our Jandakot Western Australia plant under the Austral Masonry brand.



Figure 2 - Typical coloured masonry block and masonry retaining wall sizing and available ranges (Source: Brickworks)

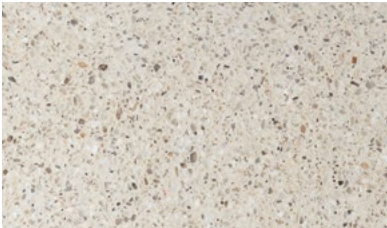
Architec Coloured Masonry Blocks



Finish: Smooth
Available Ranges:
Austral Masony:
Architec Smooth




Finish: Split Face
Available Ranges:
Austral Masony:
Architec Split Face



Finish: Honed
Available Ranges:
Austral Masony:
Architec Honed

Masonry Retaining Wall Blocks



Finish: Split Face
Available Ranges:
Austral Masony:
Heron



Finish: Smooth
Available Ranges:
Austral Masony:
Hayman

Content Declaration

Concrete masonry may have unique characteristics such as shape, colour and dimensions, but in essence, all masonry products are made with the same set of ingredients. The concrete constituents that are used (in various combinations) are shown in the table below:

The products included in this EPD do not contain any substances that are listed in the “Candidate List of Substances of Very High Concern (SVHC) for authorisation” (ECHA 2024) in concentrations exceeding 0.1% of the weight of the product.

Table 1: Product content declaration for Austral Masonry coloured concrete blocks and concrete retaining wall block products produced at Jandakot

Product component	Weight (kg/t of masonry)	Post-consumer recycled material, weight % of product	Biogenic material, weight % of product	Biogenic material (kgC/t of masonry)
GP CEMENT	80-110	0	0	0
NATURAL SAND	240-320	0	0	0
MANUFACTURED SAND	460-640	0	0	0
ADMIXTURES	0-1	0	0	0
OXIDES	0-4	0	0	0
Total	1000	0%	0	0

Our products contain recycled content, however, in line with reporting requirements outlined in the PCR, the above table will indicate 0% post-consumer recycled material where we cannot guarantee whether the origin of recycled material is pre-consumer or post-consumer.

Packaging materials

Masonry blocks are stacked and held together using plastic (polyester or polypropylene) strapping bands. The amount of strapping is estimated to be less than 0.05% of total product mass and have been excluded from the results of this EPD.



Technical Compliance

Austral Masonry concrete masonry block products are manufactured to Australian Standard AS/NZS 4455.1:2008 Masonry units, pavers, flags and segmental retaining wall units (Reconfirmed 2020).

Product quality testing is performed in accordance with AS/NZS 4456:2003 Masonry Units and Segmental Pavers – Methods of Test.

Further details on product use and design for different applications can be found on Austral Masonry's website and more specifically their masonry blocks product page and product information page.

Concrete masonry products are classified under:

- UN CPC 37510 - Non-refractory mortars and concretes
- ANZSIC 2034 - Concrete product manufacturing.

Declared Unit

Concrete masonry blocks are available in various shapes and sizes that are specifically designed for different styles and applications. The declared unit that covers all the permutations within the scope of the products included in this EPD is:

1 tonne (1,000 kg) of concrete masonry products.

A reference service life (RSL) is not declared, as the EPD does not cover the full life cycle.



¹ <https://www.brickworks.com.au/products/#clay-bricks-and-pavers>

Product Life Cycle Overview

The EPD covers the cradle-to-gate with modules C1–C4 and module D (A1–A3, C and D) life cycle stages. Intermediate life cycle stages (Modules A4, A5 and B1–B7) have not been included as these are better defined at building or structure level.

Table 2: Scope of the EPD

Stages	Product stage			Construction stage		Use stage							End-of-life stage				Benefits beyond system boundary
	Raw Materials	Transport	Production	Transport	Installation	Use	Maintenance	Repair	Replacement	Refurbishment	Operational energy use	Operational water use	Deconstruction/Demolition	Transport	Waste Processing	Disposal	Reuse, recovery, recycling potential
Modules	A1	A2	A3	A4	A5	B1	B2	B3	B4	B5	B6	B7	C1	C2	C3	C4	D
				SCENARIO		SCENARIO							SCENARIO				SCENARIO
Modules Declared	A1	A2	A3	A4	A5	B1	B2	B3	B4	B5	B6	B7	C1	C2	C3	C4	D
	✓	✓	✓	ND	ND	ND	ND	ND	ND	ND	ND	ND	✓	✓	✓	✓	✓
Geography	AU	AU	AU										AU	AU	AU	AU	AU
Share of specific data	96%																
Variation products	<14%																
Variation sites	0%																

- ✓ = module is included in this study
- ND = module is not declared. When a module is not accounted for, the stage is marked with “ND” (Not Declared). ND is used when we cannot define a typical scenario.

Product Stages (A1-A3)

Stage A1 – raw material extraction

Concrete masonry products are typically made using cement, fine and coarse aggregates and water. Admixtures and oxides may be used to achieve desired material properties and colours.

Stage A2 – transportation

Raw materials are typically transported to Austral Masonry facilities via articulated trucks (with distances varying for each facility). Cement is sourced from Munster, WA.

The impact of transportation is determined from the specific supply sources to Austral Masonry's plants. It is noted that for admixtures, the supplier location which is known is the location that is used in the analysis.

Internal transport occurring within Austral Masonry's core process is included in stage A3, as fuel use cannot always be separated from other core processes.

Stage A3 – manufacturing

The manufacturing process of Austral Masonry's concrete masonry starts by dosing and mixing the concrete constituents in exact formulations (concrete mix designs). The mix is fed into block moulds and compacted. Our facilities use electricity, diesel and LPG in this process. When the concrete has developed enough strength, the mould is removed, cleaned and reused. Finally, the products are tested and stockpiled.

End-of-life stage (C1-C4)

The end-of-life modules for concrete masonry are based on a generic scenario. The scenario included is currently in use and is representative for one of the most probable alternatives.

Module C1 covers demolition of the concrete masonry at the end of its service life. We have used the Australian

average end-of-life scenario representative for building & demolition materials products based on the National Waste Report 2022 (NWR 2022). This scenario implies that 79.8% of the concrete is recycled and the remaining 20.2% of the concrete is sent to landfill.

Module C2 comprises the transport from the demolition site to a recycling centre or landfill site (50km). Module C3 encompasses the recycling process (i.e. crushing of concrete), while Module C4 represents disposal of concrete in a landfill site.

The concrete reaches end-of-waste status when it is crushed and stockpiled as "recycled crushed concrete" (RCC) aggregates.

Details for the end-of-life scenario have been captured in table 3 below.

Due to high uncertainty in the parameters and lack of data, CO₂-uptake (carbonation) has not been included in end-of-life.

Resource recovery stage (D)

Net benefits and loads from net flows leaving the product system beyond the system boundary that have passed the end-of-waste state (except those which have been allocated as co-products). This stage is modelled based on assumptions to represent the most likely scenario for unreinforced concrete masonry products.

Benefits associated with the recycled concrete aggregates that have come out of module C for unreinforced concrete masonry:

- It is assumed that for every kg of concrete that is recycled, 1 kg of crushed rock production is avoided.
- Recycled aggregates: When products contain recycled aggregates (bottom ash, glass), these materials reduce the net flow of recycled materials going to module D.

² based on the National Waste Report 2022 (NWR 2022); table 37 building & demolition materials, Australian average

Figure 3: Life cycle stages of Austral Masonry concrete masonry

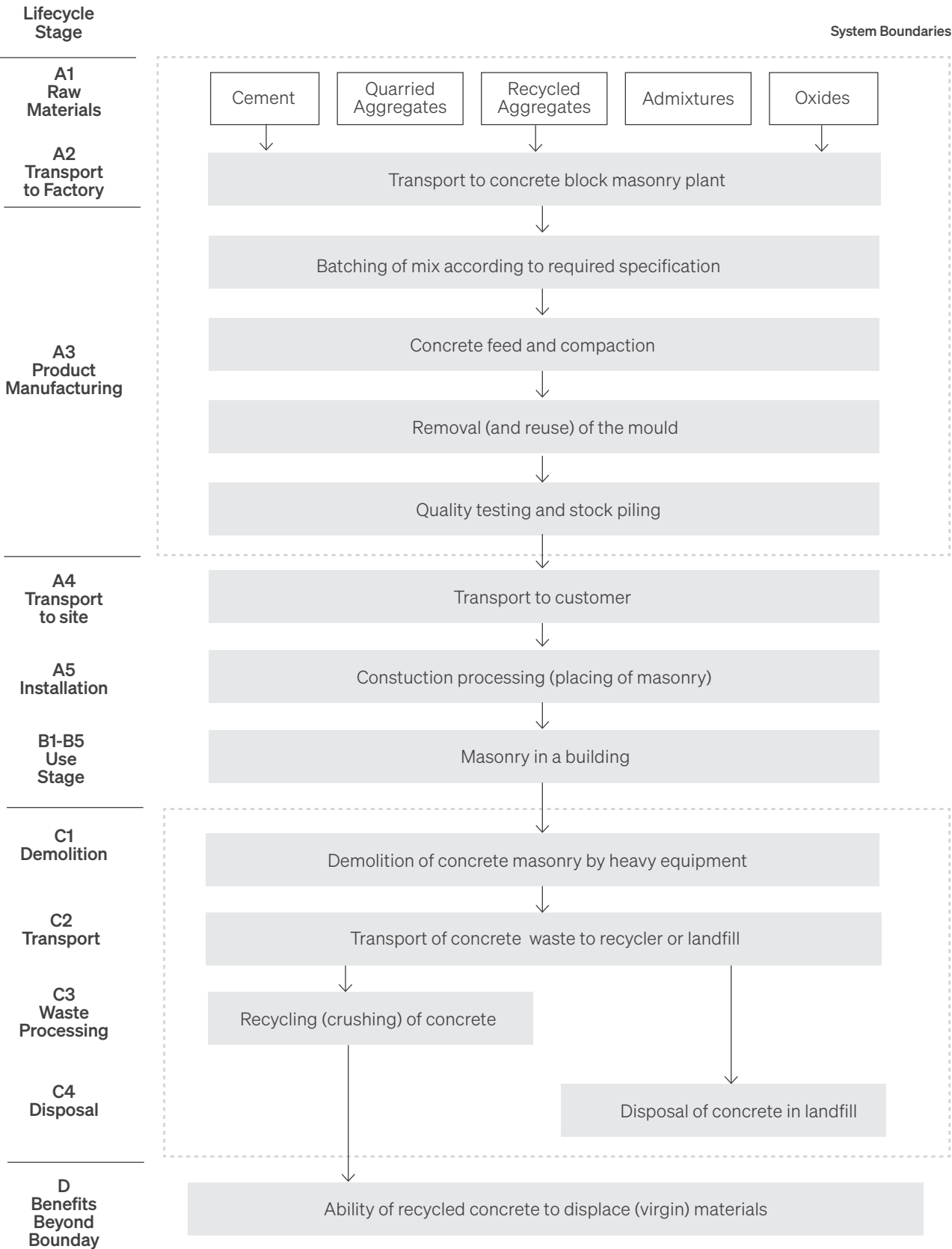


Table 3: End-of-life scenario of concrete masonry blocks, per tonne

Processes	Quantity	Unit
Collection process specified by type	1,000	kg collected separately
	0	kg collected with mixed construction waste
Transport from demolition site to recovery/ disposal sites	50	km transport (transport, truck, 16-28t, fleet average/AU U)
Recovery system specified by type	0	kg for re-use
	798	kg for recycling (recycling brick rubble and concrete, at plant/AU U)
	0	kg for energy recovery
Disposal to landfill	202	kg product or material for final deposition (disposal, concrete, 5% to inert material landfill/CH U/ AusSD U)
Assumptions for scenario development	61.7	MJ for demolition (diesel, burned in building machine/GLO U/AusSD U)
		The end-of-life scenario is based on the National Waste Report 2022 (NWR 2022); table 37 building & demolition materials, Australian av-erage

Table 4: Assumptions relating to Module D of unreinforced concrete masonry products

Parameter	Unit / effect
$M_{MR\ out} = 79.8\%$	Amount of concrete exiting the system that will be recycled in a subsequent system
$M_{MR\ in} = 0\%$	Amount of recycled input material (aggregates) in the concrete
$Y = 100\%$	The material yield, between point of end-of-waste (M-EoW) in modules A4-C4 and point of substitution (M-DoS) in module D (when the material has been upgraded).
$E_{MR\ after\ EoW\ out} = 0$ (n/a)	Specific emissions and resources consumed per unit of analysis arising from material recovery processes of a subsequent system after the end-of-waste state.
$E_{VMSub\ out} = \text{virgin materials}$	Specific emissions and resources consumed per unit of analysis arising from acquisition and pre-processing of the primary material, or average input material if primary material is not used, from the cradle to the point of functional equivalence where it would substitute secondary material that would be used in a subsequent system Virgin materials (concrete): coarse aggregates
$Q_{R\ out} / Q_{Sub} = 1$	Quality ratio between outgoing recovered material and the substituted material is assumed to be 1 (equal quality)



Life Cycle Assessment Methodology

LCA methodology

A background LCA for Brickworks bricks and paver products was conducted by ERM/Energetics and serves as the foundation for this EPD. The methodology for the LCA is detailed below.

Primary and Background Data

Austral Masonry supplied primary data for the FY22 (1 July 2021 – 30 June 2022) period. Primary data include production volumes at the Jandakot plant, product compositions for all concrete mixes, type and quantity of concrete used for each product group, energy and water consumption and waste data. Austral Masonry also provided information regarding its upstream value chain (raw materials and supply chain logistics data). Data sets used for calculations have been reviewed and where relevant updated within the last 10 years for generic data and within the last 5 years for producer-specific data.

Background data have predominantly been sourced from AusLCI (v1.42) and the AusLCI shadow database (based on ecoinvent v2):

- Cement is known to be the key contributor to environmental impacts of most concrete products. The GP cement used in Jandakot has been adjusted to reflect EPD data published by their supplier for GP cement manufactured in Cockburn (WA).
- Aggregate data are based on natural sand production or crushed rock production (for manufactured sand). Some of the sands we use are double-washed or triple-washed. Energetics doubled or tripled electricity use in the sand production process to

account for the additional handling of the material. The effect on the LCA results is minimal.

- Data for admixtures have been sourced from EPDs published by EFCA in 2021 and 2023 (European Federation of Concrete Admixtures Associations Ltd.)
- We use various types of iron oxides to colour our products. AusLCI data for iron ore production have been used to model the impacts of the oxides.

Methodological choices have been applied in line with EN 15804 and any deviations have been recorded

Allocation

The allocation hierarchy outlined in ISO 14044 and joint co-product allocation rules from EN 15804 have been followed.

The materials, products, and processes in the life cycle of concrete masonry products that require allocation are:

- Coarse aggregates: coarse aggregates (and manufactured sand) are produced through crushing of rock, which is graded in different sizes. The process cannot be subdivided and energy required for the crushing and screening does not differentiate between products. Therefore, the background data used show aggregates (including manufactured sand) have been allocated based on the mass of product.
- Production of various concrete masonry products: Austral Masonry manufactures a range of concrete masonry products. Energy use for concrete masonry production has been allocated to the products based on their share in the total mass of products.
- Landfill: landfill is a multi-input process. Physical causality has been used to allocate emissions in landfill.

Cut-off Criteria

All inputs and outputs to a process have been included where possible. The cut-off criteria applied are 1% of renewable and non-renewable primary energy usage and 1% of the total mass input of a process.

The materials and processes that have been excluded are:

- Greases and lubricants, other minor ancillary materials used during precast concrete products production
- Packaging of admixtures and oxides are also well below the cut-off:
 - Admixtures make up less than 1% of the mass of the concrete masonry. Packaging of admixtures (IBCs) is estimated to make up less than 0.01% of total mass inputs and can be reused.
 - Oxides make up less than 0.6% of the mass of the concrete masonry. Packaging of oxides (20 kg lined paper bags) is estimated to make up less than 0.01% of total mass inputs.
- Packaging of concrete masonry blocks. Concrete masonry blocks are stacked and held together using plastic (polyester or polypropylene) strapping bands. The amount of strapping is estimated to be less than 0.05% of total product mass.

The total (cumulative) of neglected input flows for the cradle-to-gate stages is well below 5% of energy usage and mass (the exact percentage has not been determined).

The environmental impacts incorporated in the infrastructure (buildings, plant, equipment, roads, vehicles, etc.) associated with manufacturing products is excluded from the product system. Other capital goods (e.g. transport equipment, power lines, etc.) are excluded as well. This is technically not a cut-off issue. Capital goods (production equipment and infrastructure) and personnel are non-attributable processes and they contribute less than 10% to GWP-GHG.

Overhead energy use (e.g. for offices) at Austral Masonry's manufacturing sites could not be distinguished from process energy use and is therefore included in the LCA. This represents a conservative approach.

Key assumptions

The following key assumptions have been made:

- Concrete composition: concrete composition of each product is taken from Austral Masonry's internal operating systems and is considered of high quality.
- Production waste: production waste tonnage is measured at the plant and an average production waste percentage has been incorporated across all products into the environmental profiles.
- Transport of raw materials to the plant: transport modes for raw materials where data was not provided has been estimated. This has no material impact on the LCA results.
- Cement data: the cement data have been taken from our supplier's EPD (S-P-07448, EPD International). A minor discrepancy between ADPF and PENRT results in Jandakot is due to this discrepancy coming through the cement data.
- Admixtures: Austral Masonry has provided information on which admixtures they use for their concrete block masonry products. Due to lack of detail regarding admixture constituents and production data, European EPDs for admixtures (EFCA 2021, EFCA 2023) have been used.
- Oxides: Austral Masonry uses various iron oxides to colour concrete masonry. These have been modelled these using iron ore production.
- Washed sand: Some of the sand supplied to Austral Masonry is double washed or triple washed sand. AusLCI data for natural sand production has been used and it has been assumed that the electricity used in the sand production process doubles or triples for double washed sand and triple washed sand, respectively. We assumed that washing water is recycled and have not adjusted water use data.

Electricity

Electricity in core processes has been modelled using adjusted AusLCI data to represent the estimated residual electricity grid mix in Western Australia.

The GWP-GHG of the electricity is 0.71 kg CO₂e/ kWh. The residual grid mix is made up of Black coal (28.1%), natural gas (41.1%), solar (13.5%), wind (16%) other (1.3%), based on Brown & Grant 2025.

Electricity used in upstream and downstream processes is typically modelled following a location-based approach.

LCA Indicators

An LCA serves as the foundation for this EPD. An LCA analyses the production systems of a product. It provides comprehensive evaluations of all upstream and downstream energy inputs and outputs. The results are provided in a form which covers a range of environmental impact categories.

Table 5: Environmental indicators legend (EN 15804+A2)

Core indicators	Acronym	Unit
Climate change – total	GWP-total	kg CO ₂ equivalent
Climate change – fossil	GWP-fossil	kg CO ₂ equivalent
Climate change – biogenic	GWP-biogenic	kg CO ₂ equivalent
Climate change – land use and land use change	GWP-luluc	kg CO ₂ equivalent
Ozone layer depletion	ODP	kg CFC-11 equivalent
Acidification	AP	mol H ⁺ equivalent
Eutrophication aquatic freshwater	EP-freshwater	kg P equivalent
Eutrophication aquatic marine	EP-marine	kg N equivalent
Eutrophication terrestrial	EP-terrestrial	mol N equivalent
Photochemical ozone formation	POCP	kg NMVOC equivalent
Abiotic depletion potential – minerals and metals ²	ADP minerals & metals	kg Sb equivalent
Abiotic depletion potential – fossil fuels ²	ADP fossil	MJ, net calorific value
Water use ²	WDP	m ³ world equivalent deprived

Table 5: Environmental indicators legend (EN 15804+A2) - continued

Additional indicators	Acronym	Unit
Global Warming Potential – Greenhouse gases	GWP-GHG	kg CO ₂ equivalent
Particulate matter emissions	PM	disease incidence
Ionising radiation, human health ¹	IRP	kBq U235 equivalent
Ecotoxicity (freshwater) ²	ETP-fw	CTUe
Human toxicity, cancer effects ²	HTP-c	CTUh
Human toxicity, non-cancer effects ²	HTP-nc	CTUh
Land use related impacts / soil quality ²	SQP	- (dimensionless)
Additional GHG indicator	Acronym	Unit
Carbon footprint in line with IPCC AR5	GWP-GHG (IPCC AR5)	kg CO ₂ equivalent
Carbon footprint in line with IPCC AR5 – location-based electricity	GWP-GHG (IPCC AR5) (location-based electricity)	kg CO ₂ equivalent

¹ This impact category deals mainly with the eventual impact of low dose ionizing radiation on human health of the nuclear fuel cycle. It does not consider effects due to possible nuclear accidents, occupational exposure nor due to radioactive waste disposal in underground facilities. Potential ionizing radiation from the soil, from radon and some construction materials, is also not measured by this indicator.

² The results of this environmental impact indicator shall be used with care as the uncertainties on these results are high or as there is limited experience with the indicator.

Note regarding various GWP indicators:

GWP-total is calculated using the European Union's Joint Research Centre's characterisation factors (CFs) based on the "EF 3.1 package" for CFs to be used in the EU's Product Environmental Footprint (PEF) framework. CFs listed by JRC are based on the IPCC AR6 method (IPCC 2021) and include indirect radiative forcing, which results in higher numerical Global Warming Potential (GWP) values than the CFs in the internationally accepted (IPCC 2013). The GWP-GHG indicator is identical to GWP-total except that the CFs for biogenic CO₂ are set to zero. The GWP-GHG indicator in PCR 2019:14 v1.3.4 (based on EF 3.1) differs from the GWP-GHG in earlier PCR 2019:14 versions (if based on EF 3.0). The "GWP-GHG (IPCC AR5)" indicator is determined using the IPCC AR5 GWPs with a 100-year time horizon (IPCC 2013). This indicator is aligned with Australia's greenhouse gas reporting frameworks, using a market-based electricity accounting approach. The "GWP-GHG (IPCC AR5) (location-based electricity)" indicator is aligned with Australia's greenhouse gas reporting frameworks, using a location-based electricity accounting approach.

Table 6: Legend for parameters describing resource use, waste and output flows

Parameter	Acronym	Unit
Parameters describing resource use		
Use of renewable primary energy excluding renewable primary energy resources used as raw materials	PERE	MJ _{NCV}
Use of renewable primary energy resources used as raw materials	PERM	MJ _{NCV}
Total use of renewable primary energy resources	PERT	MJ _{NCV}
Use of non-renewable primary energy excluding non-renewable primary energy resources used as raw materials	PENRE	MJ _{NCV}
Use of non-renewable primary energy resources used as raw materials	PENRM	MJ _{NCV}
Total use of non-renewable primary energy resources	PENRT	MJ _{NCV}
Use of secondary material	SM	kg
Use of renewable secondary fuels	RSF	MJ _{NCV}
Use of non-renewable secondary fuels	NRSF	MJ _{NCV}
Use of net fresh water	FW	m ³
Waste categories		
Hazardous waste disposed	HWD	kg
Non-Hazardous waste disposed	NHWD	kg
Radioactive waste disposed	RWD	kg
Output flows		
Components for re-use	CRU	kg
Materials for recycling	MFR	kg
Materials for energy recovery	MER	kg
Exported energy	EE	MJ

Table 7: Legend for EN 15804+A1 indicators

Indicator	Acronym	Unit
Global warming potential	GWP	kg CO ₂ equivalent
Ozone layer depletion potential	ODP	kg CFC-11 equivalent
Acidification potential	AP	kg SO ₂ equivalent
Eutrophication potential	EP	kg PO ₄ ³⁻ equivalent
Photochemical oxidation (Photochemical ozone creation) potential	POCP	kg ethylene equivalent
Abiotic depletion potential - elements	ADPE	kg Sb equivalent
Abiotic depletion potential – fossil fuels	ADPF	MJ _{NCV}



Life Cycle Assessment Results

The results in the following tables are provided by life cycle module, per declared unit (one tonne of concrete masonry products).

The results have been calculated with SimaPro software v9.6.0.1.

Water flows have been disaggregated using the 36 ALCAS water catchments for which characterisation factors are available for both Pfister WSI and the AWARE method.

To separate the use of primary energy into energy used as raw material and energy used as energy carrier, Option B from Annex 3 of PCR 2019:14 has been applied. In option B, the energy used as raw material is declared as an input to the module where it enters the product system (often in module A1) and as an output from the product system if it exits the product system as useful energy (often from modules A5 or C3).

(Note: As module A5 is not declared, balancing has occurred in modules A1-A3.) Energy content that is wasted (e.g. in landfill), remains as part of the indicator for energy used for raw materials, and is not reported as an input of energy used for energy carriers.

Please consider the following mandatory statements when interpreting the results:

- The estimated impact results are only relative statements, which do not indicate the endpoints of the impact categories, exceeding threshold values, safety margins and/or risks.
- The use of the results of modules A1-A3 (A1-A5 for services) without considering the results of module C is discouraged.



Table 8: Environmental indicators EN 15804+A2, Concrete masonry produced at Jandakot (WA), per tonne

Environmental Indicator	Unit	Module A1-A3	Module C1	Module C2	Module C3	Module C4	Module D
Core Indicators							
GWP-total	kg CO ₂ eq.	1.39E+02	5.30E+00	6.40E+00	3.28E+00	4.79E-01	-7.04E+00
GWP-fossil	kg CO ₂ eq.	1.39E+02	5.30E+00	6.40E+00	3.27E+00	4.79E-01	-7.02E+00
GWP-BIOGENIC	kg CO ₂ eq.	6.71E-02	3.51E-04	3.96E-04	3.12E-03	3.86E-05	-1.38E-02
GWP-luluc	kg CO ₂ eq.	4.22E-03	2.54E-06	3.02E-06	1.52E-06	2.32E-07	-1.08E-06
ODP	kg CFC-11-eq.	5.58E-06	8.47E-07	1.01E-06	4.14E-07	7.83E-08	-2.40E-07
AP	mol H ⁺ eq.	5.70E-01	5.82E-02	5.62E-02	9.01E-03	1.14E-03	-2.57E-02
EP-freshwater	kg P eq.	4.08E-04	7.05E-07	3.85E-07	2.43E-06	6.53E-08	-5.06E-06
EP-marine	kg N eq.	1.67E-01	2.53E-02	1.77E-02	1.60E-03	2.06E-04	-4.30E-03
EP-terrestrial	mol N eq.	1.88E+00	2.78E-01	1.94E-01	1.75E-02	2.25E-03	-4.66E-02
POCP	kg NMVOC eq.	4.62E-01	7.42E-02	4.73E-02	4.68E-03	6.05E-04	-1.22E-02
ADP minerals & metals ²	kg Sb eq.	1.96E-05	6.25E-09	7.43E-09	8.13E-07	5.63E-10	-1.03E-06
ADP fossil ²	MJ _{NCV}	9.37E+02	7.39E+01	8.79E+01	4.67E+01	6.82E+00	-1.01E+02
WDP	m ³ world eq. deprived	1.41E+02	4.67E-01	5.56E-01	4.79E-01	4.30E-02	-4.69E+01
Additional Indicators							
GWP-GHG	kg CO ₂ eq.	1.38E+02	5.30E+00	6.40E+00	3.28E+00	4.79E-01	-7.04E+00
PM	Disease incidence	3.17E-06	1.54E-06	3.16E-07	6.00E-08	6.05E-09	-2.15E-07
IRP ¹	kBq U235 eq.	3.95E-01	1.08E-04	1.28E-04	6.60E-04	9.91E-06	-6.39E-04
ETP-fw ²	CTUe	5.47E+02	1.64E+01	1.94E+01	8.06E+00	1.49E+00	-4.82E+00
HTP-c ²	CTUh	1.12E-08	2.05E-10	2.75E-11	6.86E-11	3.79E-12	-3.06E-10
HTP-nc ²	CTUh	4.89E-07	1.09E-09	5.24E-10	4.47E-10	4.58E-11	-1.93E-09
SQP ²	-	2.92E+02	3.55E-01	3.95E-01	8.88E+03	1.13E+01	-1.44E+02
Carbon footprint							
GWP-GHG (IPCC AR5)	kg CO ₂ eq.	138	5.30	6.40	3.28	0.479	-7.04

A minor discrepancy between ADPF and PENRT remains for Jandakot products. This is due to a discrepancy in the Cement EPD (S-P-05516; version 2, EPD Australasia).

¹ This impact category deals mainly with the eventual impact of low dose ionizing radiation on human health of the nuclear fuel cycle. It does not consider effects due to possible nuclear accidents, occupational exposure nor due to radioactive waste disposal in underground facilities. Potential ionizing radiation from the soil, from radon and some construction materials, is also not measured by this indicator.

² The results of this environmental impact indicator shall be used with care as the uncertainties on these results are high or as there is limited experience with the indicator.

Table 9: Parameters, Concrete masonry produced at Jandakot (WA), per tonne

Environmental Indicator	Unit	Module A1-A3	Module C1	Module C2	Module C3	Module C4	Module D
PERE	MJ _{NCV}	5.40E+01	1.14E-01	1.26E-01	8.08E-01	1.33E-02	-5.74E+00
PERM	MJ _{NCV}	8.57E-02	0.00E+00	0.00E+00	0.00E+00	0.00E+00	0.00E+00
PERT	MJ _{NCV}	5.41E+01	1.14E-01	1.26E-01	8.08E-01	1.33E-02	-5.74E+00
PENRE	MJ _{NCV}	9.51E+02	7.39E+01	8.79E+01	4.67E+01	6.82E+00	-1.01E+02
PENRM	MJ _{NCV}	5.17E+00	0.00E+00	0.00E+00	0.00E+00	0.00E+00	0.00E+00
PENRT	MJ _{NCV}	9.56E+02	7.39E+01	8.79E+01	4.67E+01	6.82E+00	-1.01E+02
SM	kg	0.00E+00	0.00E+00	0.00E+00	0.00E+00	0.00E+00	0.00E+00
RSF	MJ _{NCV}	0.00E+00	0.00E+00	0.00E+00	0.00E+00	0.00E+00	0.00E+00
NRSF	MJ _{NCV}	0.00E+00	0.00E+00	0.00E+00	0.00E+00	0.00E+00	0.00E+00
FW	m ³	1.42E+00	1.07E-02	1.27E-02	1.66E-02	9.88E-04	-1.10E+00
HWD	kg	1.66E-04	0.00E+00	0.00E+00	0.00E+00	0.00E+00	0.00E+00
NHWD	kg	8.94E-01	3.39E-04	3.73E-04	2.28E-03	2.02E+02	-1.69E-02
RWD	kg	7.51E-04	0.00E+00	0.00E+00	0.00E+00	0.00E+00	0.00E+00
CRU	kg	0.00E+00	0.00E+00	0.00E+00	0.00E+00	0.00E+00	0.00E+00
MFR	kg	1.70E+01	0.00E+00	0.00E+00	7.98E+02	0.00E+00	0.00E+00
MER	kg	0.00E+00	0.00E+00	0.00E+00	0.00E+00	0.00E+00	0.00E+00
EE	MJ	0.00E+00	0.00E+00	0.00E+00	0.00E+00	0.00E+00	0.00E+00

A minor discrepancy between ADPF and PENRT remains for Jandakot products. This is due to a discrepancy in the Cement EPD (S-P-05516; version 2, EPD Australasia).

Table 10: EN 15804+A1 indicators, Concrete masonry produced at Jandakot (WA), per tonne

Environmental Indicator	Unit	Module A1-A3	Module C1	Module C2	Module C3	Module C4	Module D
GWP	kg CO ₂ eq	1.38E+02	5.28E+00	6.39E+00	3.27E+00	4.78E-01	-7.00E+00
ODP	kg CFC11 eq	1.58E-06	6.69E-07	7.97E-07	3.27E-07	6.18E-08	-1.90E-07
AP	kg SO ₂ eq	2.44E-01	4.14E-02	3.12E-02	5.69E-03	9.20E-04	-8.08E-03
EP	kg PO ₄ ³⁻ eq	4.95E-02	8.50E-03	5.97E-03	5.58E-04	7.09E-05	-1.49E-03
POCP	kg C ₂ H ₄ eq	7.43E-03	4.06E-03	2.01E-03	3.18E-04	4.58E-05	-5.57E-04
ADPE	kg Sb eq	1.76E-05	6.33E-09	7.52E-09	8.13E-07	5.72E-10	-1.04E-06
ADPF	MJ _{NCV}	9.55E+02	7.39E+01	8.79E+01	4.67E+01	6.82E+00	-1.01E+02



Variation (A1-A3) per impact category

The results of this LCA are presented for a group of products. The variation in the GWP-GHG indicator (as well as other core indicators) is typically less than $\pm 10\%$.

For transparency, we include the variation in core indicators (if larger than $\pm 10\%$) to assist the user of the EPD with the interpretation of the results:

Table 12: Variation in product group

Impact category	Jandakot - Coloured blocks, Retaining walls	
	Min	Max
(Average product = 100%)		
Climate change	100%	100%
Ozone depletion	98%	102%
Acidification	99%	101%
Eutrophication, freshwater	100%	100%
Eutrophication, marine	99%	101%
Eutrophication, terrestrial	99%	101%
Photochemical ozone formation	99%	101%
Resource use, minerals and metals	86%	114%
Resource use, fossils	100%	100%
Water use	100%	100%



References

Reference	Detail
AusLCI 2023	Australian Life Cycle Inventory database v1.42, Australian Life Cycle Assessment Society (ALCAS), Melbourne, 2023 http://www.auslci.com.au/
CEN 2021	EN 15804:2012+A2:2019/AC:2021, Sustainability of construction works – Environmental product declarations – Core rules for the product category of construction products, European Committee for Standardization (CEN), Brussels, August 2021
ECHA 2024	European Chemicals Association, Candidate List of substances of very high concern for Authorisation, published in accordance with Article 59(10) of the REACH Regulation, Helsinki Accessed on 1 February 2024 from: https://echa.europa.eu/candidate-list-table
EFCA 2021	EPD of Water resisting admixtures, IBU EPD Declaration number EPD- EFC-20210197-IBG1-EN, issued 16-12-2021, based on EN 15804 and PCR for concrete admixtures; EPD owner: EFCA - European Federation of Concrete Admixtures Associations
EN 16757	EN 16757:2022, Sustainability of construction works – Environmental product declarations - Product Category Rules for concrete and concrete elements, European Committee for Standardization (CEN), Brussels, October 2022
Envirodec 2024a	PCR2019:14 (version 1.3.4), Product category rules for Construction products, registration number 2019:14, published on 30 April 2024
Envirodec 2024b	c-PCR-003, Complementary product category rules (c-PCR) to PCR 2019:14, Concrete and concrete elements (EN 16757:2022), published on 30 April 2024
Envirodec 2021	International EPD System, General Programme Instructions for the International EPD System, Version 4.0, 29 March 2021
Brown & Grant 2025	Brown, J.L., Grant, T.F. (2025), Life Cycle Inventory of Australian Electricity, Lifecycles, Mel-bourne, Australia.
ISO 14040	ISO 14040:2006, Environmental management - Life cycle assessment - Principles and framework. International Organization for Standardization, Geneva, Switzerland, 2006
ISO 14044	ISO 14044:2006, Environmental management - Life cycle assessment - Requirements and guidelines. International Organization for Standardization, Geneva, Switzerland, 2006
ISO 14025	ISO 14025:2006, Environmental labels and declarations - Type III environmental declarations - Principles and procedures. International Organization for Standardization, Geneva, Switzerland, 2006
ISO 14021	ISO 14021:2016, Environmental labels and declarations - Self-declared environmental claims - Type II environmental declarations. International Organization for Standardization, Geneva, Switzerland, 2016
NWR 2022	Blue Environment, National Waste Report 2022 prepared for The Department of Climate Change, Energy, the Environment and Water, Final version 1.2, 16 December 2022 (updated 10 February 2023)
AS/NZS 4456	AS/NZS 4456:2003 Masonry Units and Segmental Pavers – Methods of Test - Sampling for test, Standards Australia, Sydney, 2003
AS/NZS 4455.1	AS/NZS 4455.1:2008 Masonry units, pavers, flags and segmental retaining wall units (Reconfirmed 2020), Standards Australia, Sydney, 2008
	EPD Australasia Regional Annex (2024) – Version 4.2 Retrieved from epd-australasia.com





Backed by Brickworks

Local expertise. Global quality. Brickworks Building Products are one of Australia’s biggest building material producers. With heritage going all the way back to one of Australia’s founding brick producers, we’re proud of our reputation for design, innovation and sustainability.

BRICKWORKS

AUSTRALIA



NORTH AMERICA



INTERNATIONAL BRANDS



Backed by Brickworks

Brickworks is proud to be Australia's leading building products manufacturer.

Resources

Download our
Sustainability report



Contact Us

Visit.
brickworks.com.au

Call.
13 Brick

Design Studios

Sydney

Tel. 02 9611 4200
2 Barrack Street
Sydney NSW 2000

Melbourne

Tel. 03 8621 7777
367 Collins Street
Melbourne VIC 3000

Brisbane

Tel. 07 3634 5604
27 James Street
Fortitude Valley QLD 4006

Adelaide

Tel. 08 8443 2222
70 Hindmarsh Square
Adelaide SA 5000

Hobart

Tel. 03 6212 9120
7-9 Franklin Wharf
Hobart TAS 7000

Follow Us



The product images in our brochures give a general indication of colour for your preliminary selection. We also recommend you view current product samples before making your final selections.